

WHEN A SINGLE NUMBER IS IMPORTANT

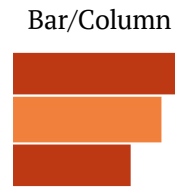

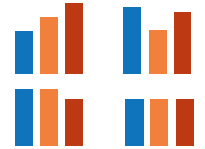
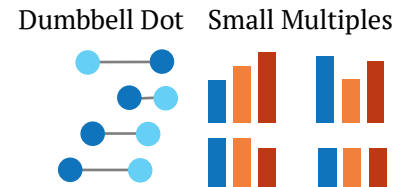
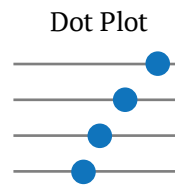
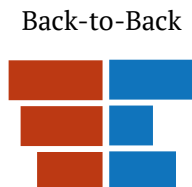
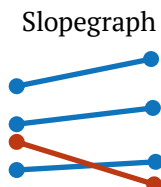
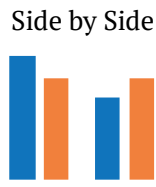


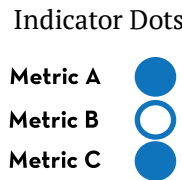
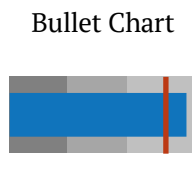
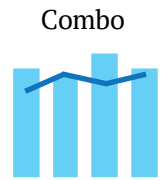
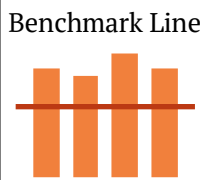
CHART CHOOSER 4.0

BY STEPHANIE EVERGREEN

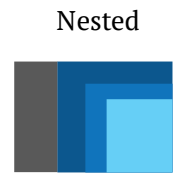
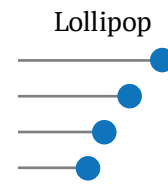
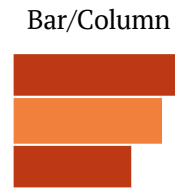
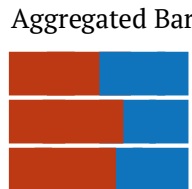
HOW 2 OR MORE NUMBERS ARE ALIKE OR NOT



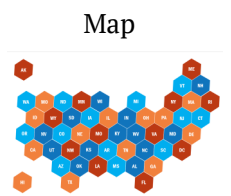
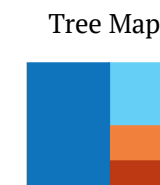
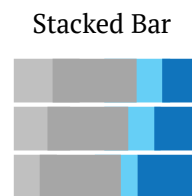
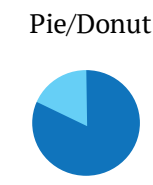
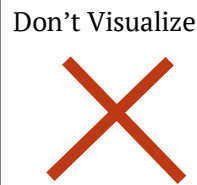
HOW WE ARE BETTER OR NOT THAN A BENCHMARK



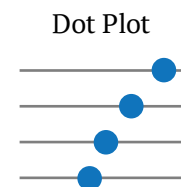
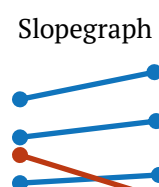
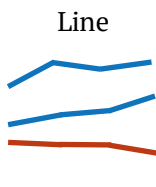
WHAT THE SURVEY SAYS




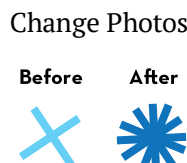
WHEN THERE ARE PARTS OF A WHOLE



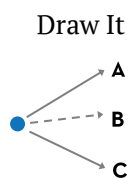

HOW THINGS CHANGED OVER TIME



WHEN THE WORDS HAVE THE MEANING



HOW THIS CHANGES WHEN THAT DOES



FOR MORE SEE

STEPHANIEEVERGREEN.COM/BLOG
PRESENTING DATA EFFECTIVELY
EFFECTIVE DATA VISUALIZATION